

Features

- Two lever handles offer separate control of hot and cold water
- 5-1/8" (130 mm) spout reach
- 1.0 gpm (3.8 lpm) maximum flow rate at 60 psi (4.14 bar)
- KOHLER ceramic disc valves exceed industry longevity standards for a lifetime of durable performance
- Clicker drain with tailpiece and overflow
- Coordinates with other products in the Simplicite collection

Material

- Premium material construction for durability and reliability
- KOHLER finishes resist corrosion and tarnishing

Installation

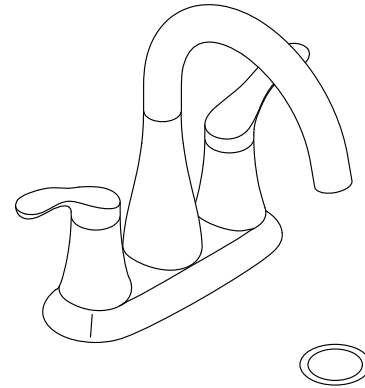
- For 4" (102 mm) centers
- Deck-mount
- Handles are preassembled on valves to simplify installation

Water Conservation & Rebates

- This product can help a building earn Water Efficiency points in LEED® Green Building Rating System

Recommended Products/Accessories

- K-23726 Drain treatment
- K-23723 Faucet cleaner



ADA **CSA B651** **OBC**

Codes/Standards




ASME A112.18.1/CSA B125.1
 NSF/ANSI/CAN 61
 NSF/ANSI/CAN 372
 All applicable US Federal and State material regulations
 DOE - Energy Policy Act 1992
 EPA WaterSense®
 California Energy Commission (CEC)
 ADA
 ICC/ANSI A117.1
 CSA B651
 OBC

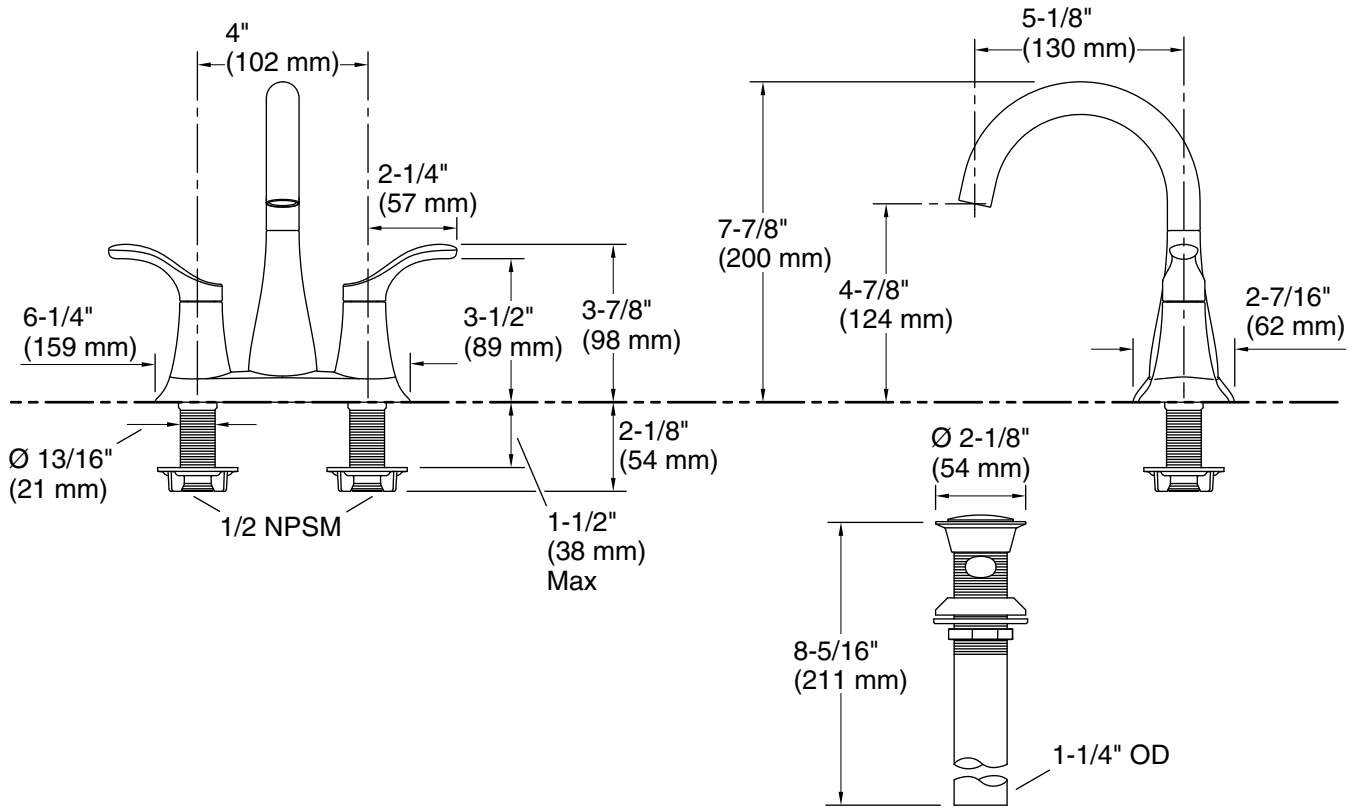
KOHLER® Faucet Lifetime Limited Warranty

See website for detailed warranty information.

Available Colors/Finishes

Color tiles intended for reference only.

Color	Code	Description
	CP	Polished Chrome
	BN	Vibrant® Brushed Nickel
	BL	Matte Black



Technical Information

All product dimensions are nominal.

Faucet:

Flow rate: 1 gal/min (3.8 l/min)

Pressure: 20 psi (1.4 bar)

Drain included: Yes

Drain with overflow: Yes

Spout:

Spout reach: 5-1/8" (130 mm)

Notes

Install this product according to the installation instructions.

ADA, OBC, CSA B651 compliant when installed to the specific requirements of these regulations.